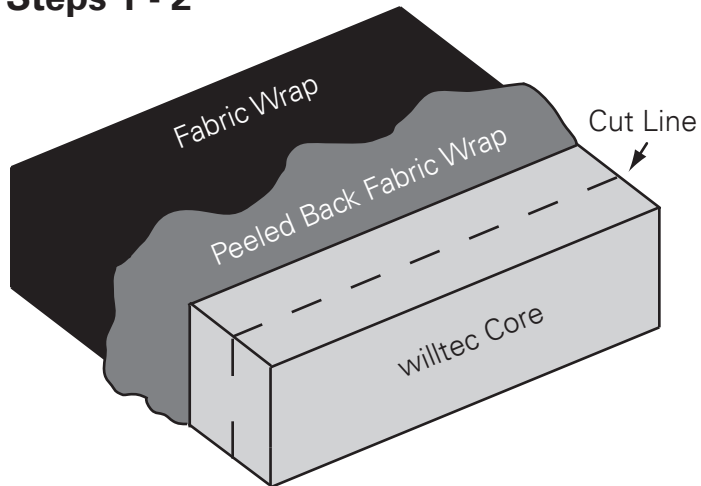


Fabritec™ Wall Panels

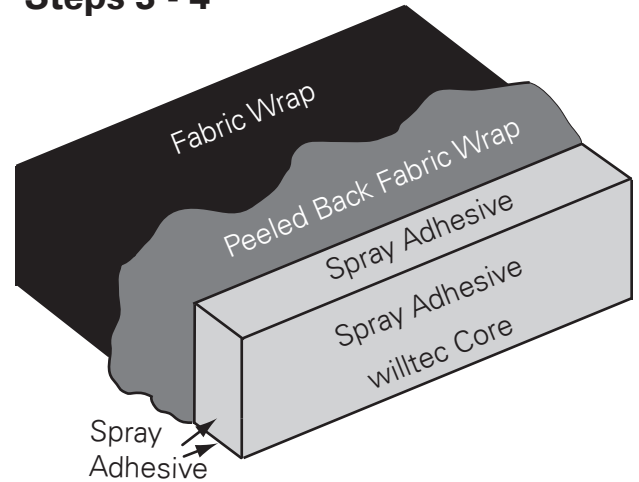
Field Cut Straight Edge Instructions

Steps 1 - 2



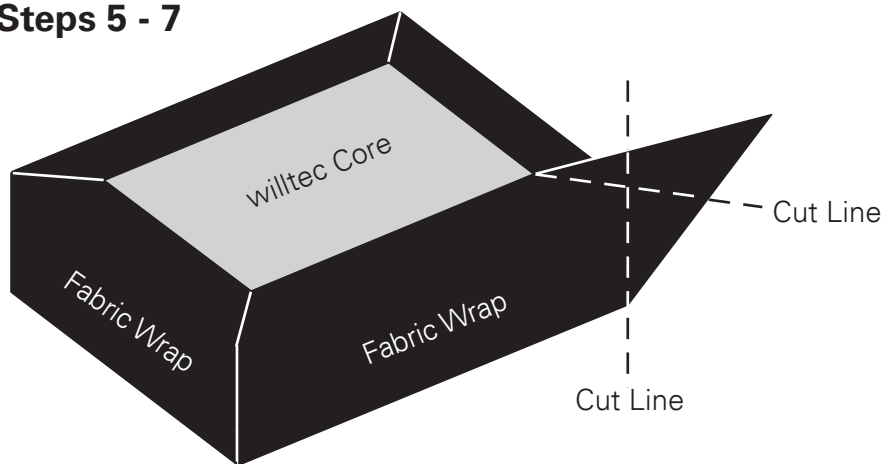
1. Peel the fabric back past the desired Cut Line.
2. Cut the willtec® Core with a straight edge and razor knife.

Steps 3 - 4



3. Protect the fabric from adhesive overspray.
4. Apply spray adhesive to the exposed willtec Core.

Steps 5 - 7



5. Rewrap the fabric. Only 1" fabric return is required on the back of the panel. Cut excess if necessary.
6. Pinch the excess fabric together.
7. Cut off the excess flap.